

Transportation Coordination

Gary Hegland, Associate Research Fellow


Stakeholder Steering Committee Meeting

Radisson Hotel, Bismarck ND

Wednesday June 30, 2004

Transportation Coordination

- Five Objectives
 - Existing financing
 - Coordination survey
 - Regional statistical profiling
 - Focus group meetings
 - Four coordinating scenarios



Transportation Coordination

❖ Existing funding

- ❖ Bruce Fuchs, Department of Transportation
- ❖ Gerry Hegstad, ND Human Services Title III B
- ❖ Cheryl Wescott, Vocational Rehabilitation
- ❖ Linda Wright, Aging Services
- ❖ Marella Krein, Medicaid
- ❖ Gary Hegland (WIA & JOBS)



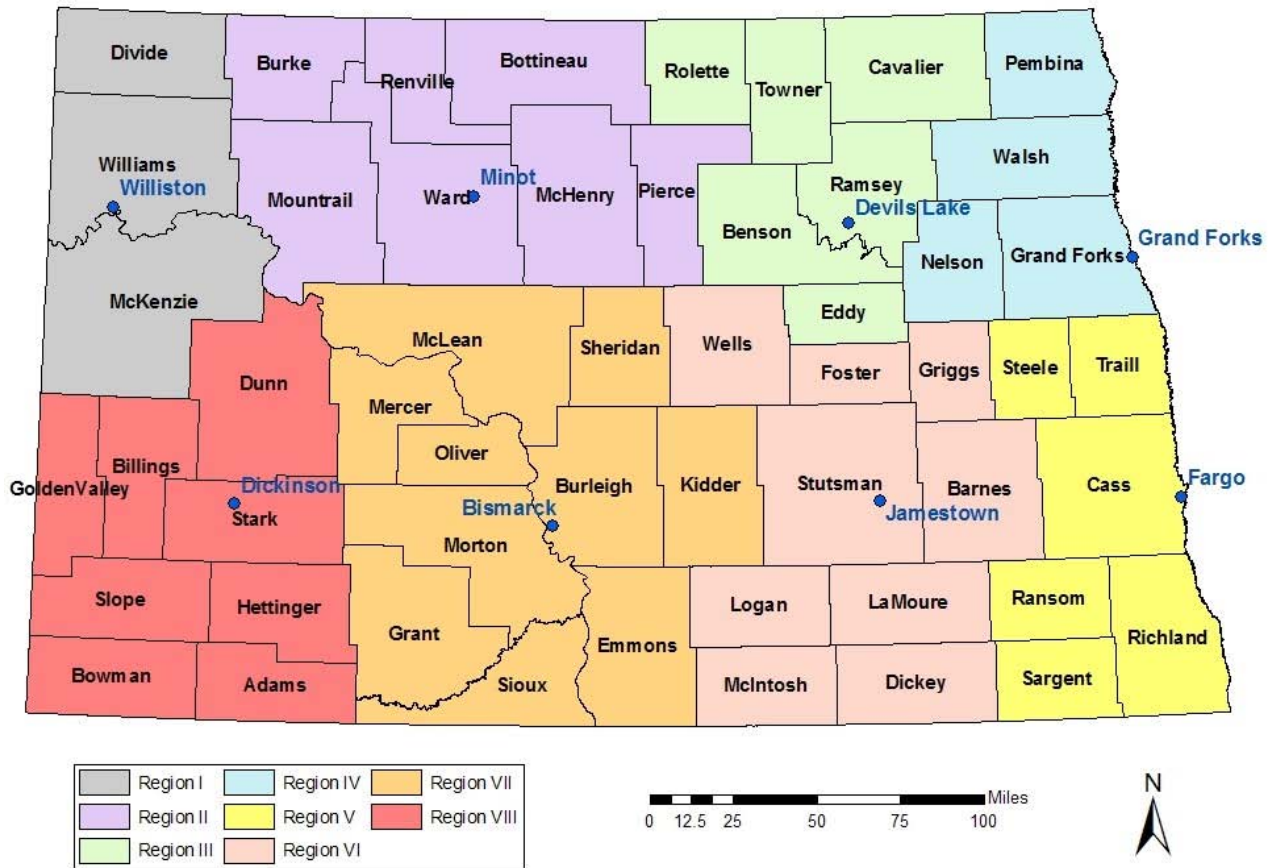
Transportation Coordination

- ❖ Review framework for action
 - Leadership and partnership
 - Taking stock of state needs
 - Putting customers first
 - Adopting funding for greater mobility
 - Technology moves coordination
 - Moving people efficiently



State Regions

North Dakota Human Service Center Regions



Region One Data

Demographics

Population 27,781
Disabled 7,978
Seniors 4,835
Low Income 4,414

Vehicles

Transit 15
Taxi 2 (1 certified medical provider)
Development disabilities 5
Long term care 9



Partially Available

Voc. Reh. \$10,371
JOBS/TANF:\$58,869
WIA: \$ 361

Dollars for Transportation

Federal: \$ 42,154
State Aid: \$ 51,512
Medicaid: \$ 2,829
Title III B: \$ 21,000
Mill Levy: \$ -0-
Fares \$ 17,775
Other: \$ 19,808
Total.....\$185,078



Region One Focus Group

- Community benefits
 - Mercer Rider coordinates subsidized rides for both the taxi and transit bus in Williston
 - Nursing homes have their own vehicles
 - Mayors Council on Disabilities working on transportation issues



Region One Focus Group

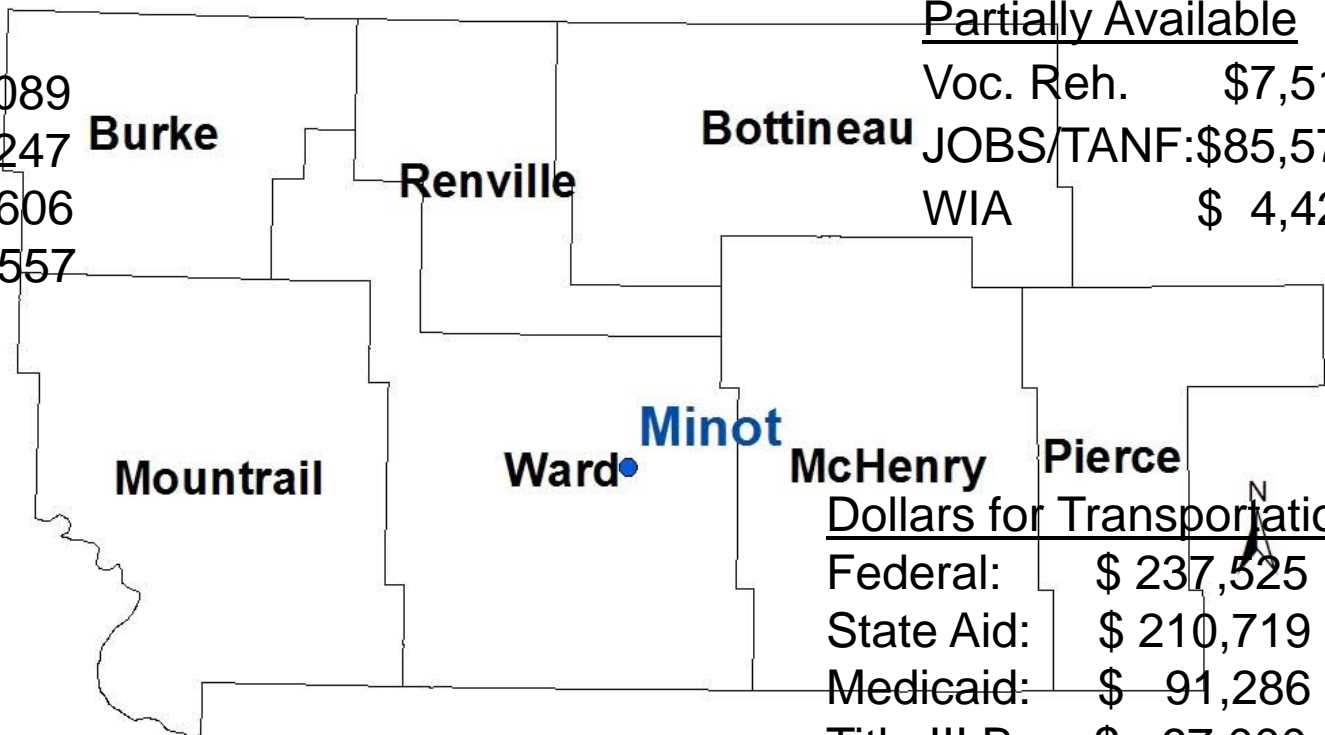
- **Unmet Needs**
 - Low-income individuals need low-cost rides to work
 - Williston School District is looking for means to transport school children in town
 - No service in rural areas
 - Transit serves only Crosby, Tioga, Trenton, Watford City, Wild Rose and Williston



Region Two Data

Demographics

Population 88,089
 Disabled 23,247
 Seniors 13,606
 Low Income 10,557



Partially Available

Voc. Reh. \$7,513
 JOBS/TANF: \$85,574
 WIA \$ 4,426

Dollars for Transportation

Federal: \$ 237,525
 State Aid: \$ 210,719
 Medicaid: \$ 91,286
 Title III B: \$ 67,000
 Mill Levy: \$ 202,586
 Fares \$ 86,710
 Other: \$ 41,755
 Total.....\$ 937,581

Vehicles

Transit 40
 Taxi 2 (1 certified medical provider)
 Development disabilities 30
 Long term care 21



Region Two Focus Group

- **Community benefits**

- ❖ **Minot has good supply of buses**

- ❖ The city has a fixed route system
- ❖ Minot Commission on Aging
- ❖ High School has 30 buses
- ❖ City bus delivers school children (100,000 rider/yr)
- ❖ Developmental disability facilities have vehicles
- ❖ Souris Basin Transportation (SBT) covers rural areas
- ❖ SBT provides rides from community to community and within communities
- ❖ Kenmare has it's own service



Region Two Focus Group

- Unmet Needs

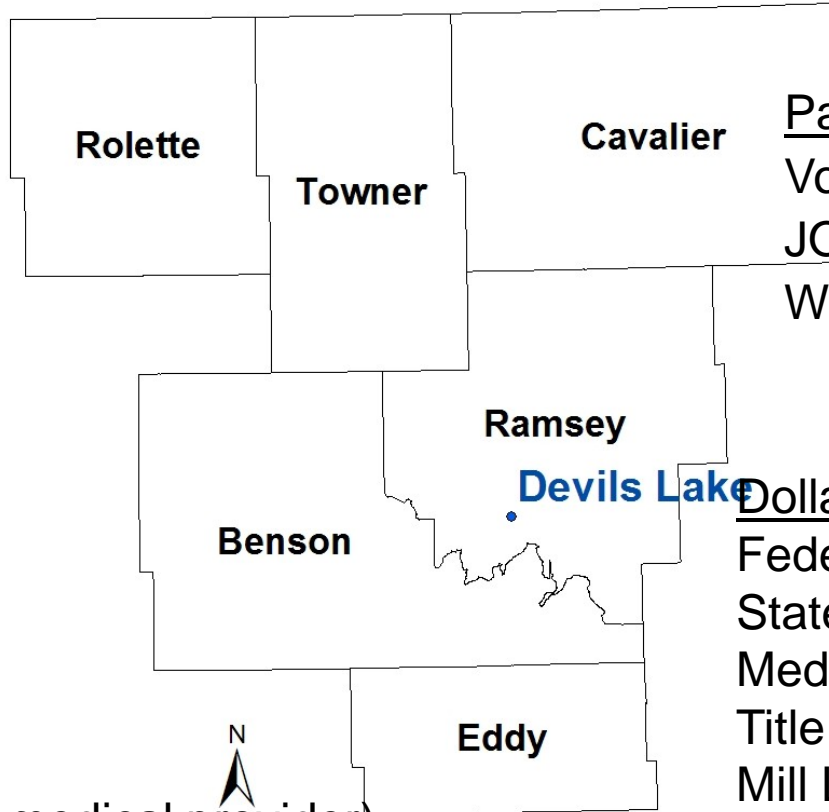
- ❖ Many rides go unmet, MCoA could use another bus
- ❖ Very little coordination between entities
- ❖ Little or no service on outskirts of city
- ❖ Job Service and Social Services report many unmet rides for low income



Region Three Data

Demographics

Population 43,168
 Disabled 12,075
 Seniors 6,991
 Low Income 8,864



Partially Available

Voc. Reh. \$ 5,732
 JOBS/TANF: \$495,388
 WIA \$ 2,539

Dollars for Transportation

Federal: \$66,808
 State Aid: \$129,799
 Medicaid: \$43,035
 Title III B: \$29,000
 Mill Levy: \$26,732
 Fares: \$44,944
 Other: \$20,638
 Total.....\$ 360,956

Vehicles

Transit 23
 Taxi 2 (2 certified medical provider)
 Development disabilities 8
 Long term care 6



Region Three Focus Group

- Community benefits
 - North Central Planning brokerages cost for rides
 - Taxis provide subsidized rides 4:30 to 10:00 pm weekdays & all day Sat. & Sun. in Devils Lake
 - Free rides home from hospital
 - Free rides to and from senior center for meals & social
 - Fort Totten gives meals delivery preference to passenger rides
 - Benson County has a “Go For It” project funded through TANF, assists with local transportation.



Region Three Focus Group

- Unmet needs

- Lake Region Human Center has difficulty getting people from Fort Totten into Devils Lake for after care.
- Belcourt and Rolla has many rural residents, long distances, high costs for rides, many missed appointments.
- Rural counties have limited medical facilities; many long trips; \$\$\$
- Transit buses run in town, but nothing for rural
- The following communities have service: Devils Lake, Fort Totten, Maddock, Cando, Rolla, Belcourt, Langdon, and New Rockford.



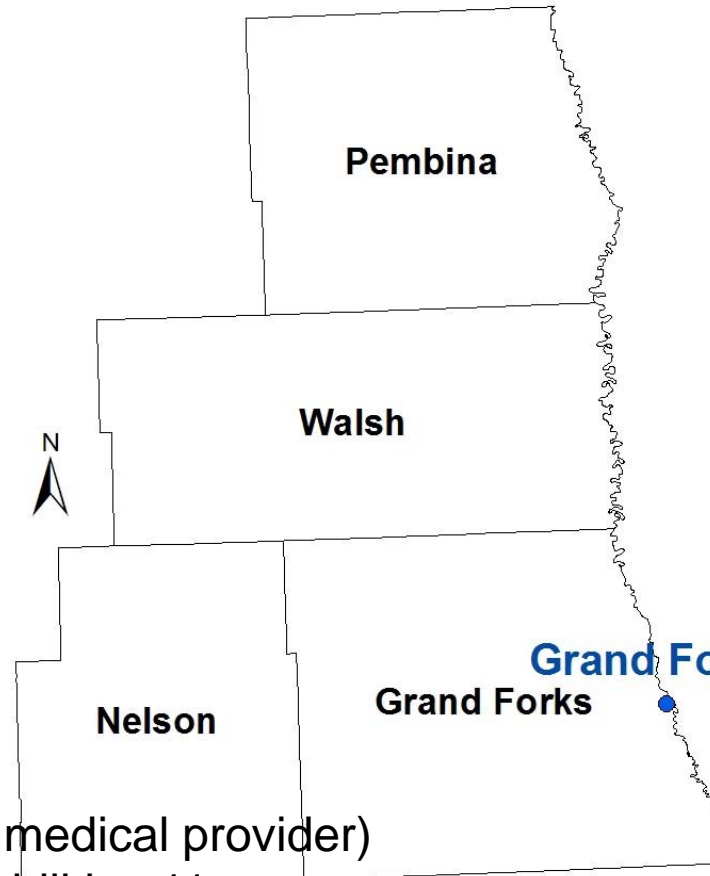
Region Four Data

Demographics

Population 90,798
 Disabled 22,677
 Senior 11,451
 Low Income 10,654

Partially Available

Voc. Reh. \$ 25,746
 JOBS/TANF: \$ 250,444
 WIA: \$ 3,580



Dollars for Transportation

Federal: \$ 56,433
 State Aid: \$183,445
 Medicaid: \$ 84,084
 Title III B: \$ -0-
 Fed 5307: \$717,887
 Mill Levy: \$621,577
 Fares: \$254,932
 Other: \$ 75,484
 Total.....\$1,993,842

Vehicles

Transit 38
 Taxi 3 (1 certified medical provider)
 Development disabilities 11
 Long term care 20



Region Four Focus Group

- **Community benefits**

- Cities Area Transit (CAT) provides 6 fixed routes in Grand Forks
- CAT provides Senior Rider service for seniors 55 and older
- Coordinates with taxi to provide rides
- Nursing homes, disabilities centers, and hospital have vehicles
- Rural providers bring medical clients into Grand Forks
- “Faith in Action” for Pembina County



Region Four Focus Group

- Unmet needs
 - Transportation shortage for the disabled in Grafton
 - Employment rides from Grafton to Grand Forks
 - Long rides for rural residents to Grand Forks for medical care
 - Shortage of capacity in Grand Forks



Region Five Data

Demographics

Population 162,127
 Disabled 37,253
 Seniors 18,702
 Low Income 16,125

Vehicles

Transit 46
 Taxi 3 (2 certified medical provider)
 Development disabilities 43
 Long term care 13



Partially Available

Voc. Reh. \$ 14,428
 JOBS/TANF: \$104,206
 WIA: \$ 2,982

Dollars for Transportation

Federal: \$ 52,994
 State Aid: \$ 313,776
 Medicaid: \$ 295,108
 Title III B: \$ 75,000
 Fed 5307: \$ 916,104
 Mill Levy: \$ 512,597
 Fares: \$426,468
 Other: \$ 62,068
 Total.....\$ 2,654,115



Region Five Focus Group

- Community benefits
 - Fargo has a fixed route and paratransit service operated by Laidlaw
 - Fargo has a large number of providers
 - Community of Care is investigating transit in rural Cass County
 - Two taxi companies are certified medical providers
 - Fargo COG hiring regional coordinator for Access to Jobs
 - Informal coordination of ride sharing, if Fargo Senior Commissioner (FSC) is full they will call someone else.



Region Five Focus Group

● Unmet needs

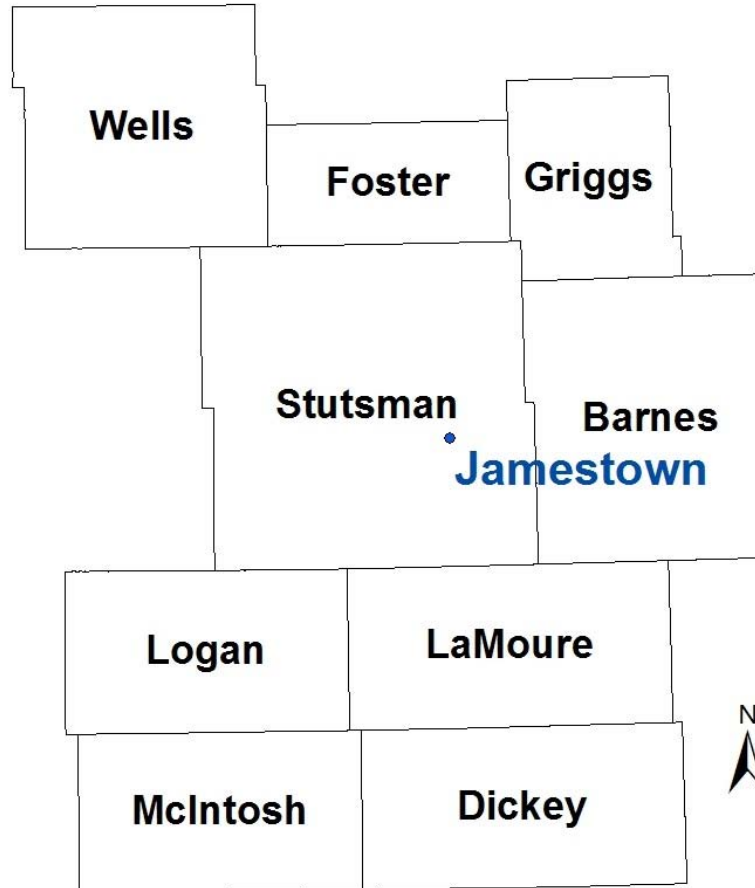
- Some people slip through the cracks
- No formal interagency coordination
- Transportation to industrial park has been an issue
- Minimal city-wide information awareness program of available transit service



Region Six Data

Demographics

Population 61,454
 Disabled 17,755
 Seniors 13,143
 Low Income 7,280



Partially Available

Voc. Reh. \$ 16,012
 JOBS/TANF: \$ 20,602
 WIA: \$ 467

Dollars for Transportation

Federal: \$ 130,663
 State Aid: \$ 195,377
 Medicaid: \$ 13,091
 Title III B: \$ - 0 -
 Mill Levy \$ 26,000
 Fares: \$222,583
 Other: \$ 63,196
 Total.....\$ 650,910

Vehicles

Transit 24
 Taxi 2
 Development disabilities 50
 Long term care 16



Region Six Focus Group

● Community benefits

- Two major transit operators in region, James River & South Central
- They cooperate and coordinate with other agencies
- James River transit is exploring a modified fixed route to serve more with same resources
- “Road to Recovery” volunteer program operating in Valley City for cancer patients



Region Six Focus Group

- **Unmet Needs**

- The rural areas have little or no service
- Human Services uses volunteers
- The french fry plant is just outside of town and has no service



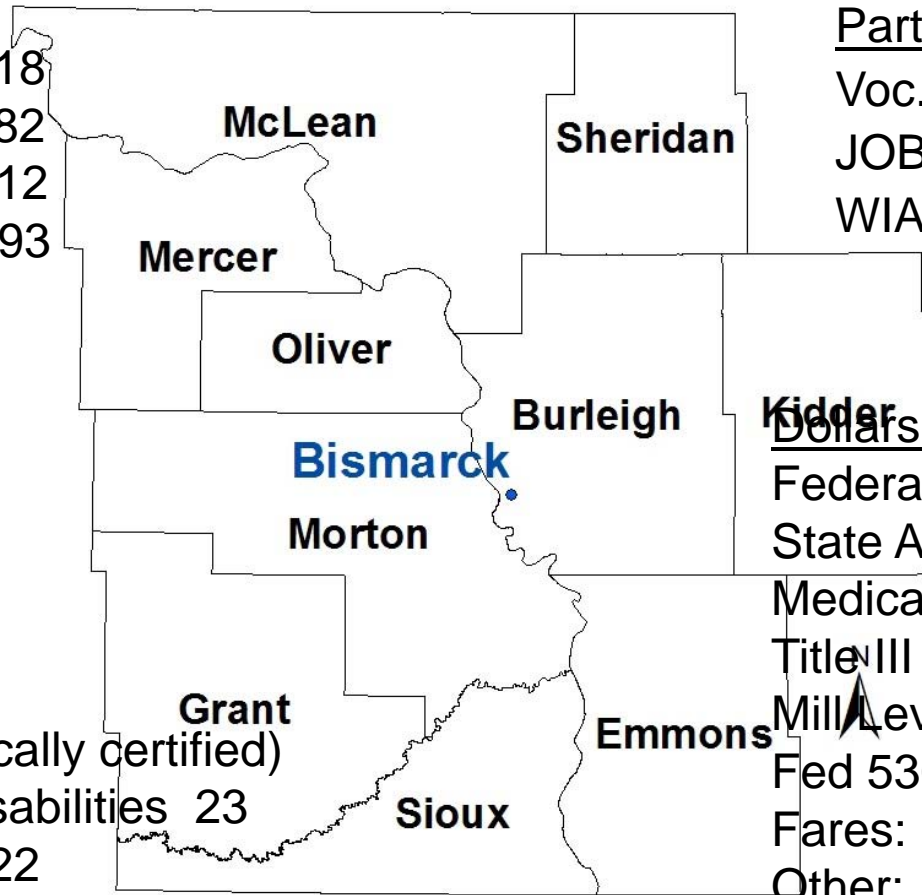
Region Seven Data

Demographics

Population 130,418
 Disabled 34,982
 Seniors 18,912
 Low Income 13,993

Partially Available

Voc. Reh. \$ 30,364
 JOBS/TANF: \$341,405
 WIA: \$ 625



Dollars for Transportation

Federal: \$ 114,856
 State Aid: \$ 274,367
 Medicaid: \$ 215,865
 Title III B: \$ 70,000
 Mill Levy \$ 294,760
 Fed 5307: \$ 258,296
 Fares: \$ 362,553
 Other: \$ 268,813
 Total.....\$1,859,510

Vehicles

Transit 42
 Taxi ?? (1 medically certified)
 Development disabilities 23
 Long term care 22



Region Seven Focus Group

● Community benefits

- Bismarck has started a fixed route system
- Bis-Man Transit contracts with Taxi 9000 for all services, fixed route and paratransit
- West River covers most of the rural areas
- Bismarck has a transit hub for taxi, paratransit, Greyhound(???), and regional transit all in one building



Region Seven Focus Group

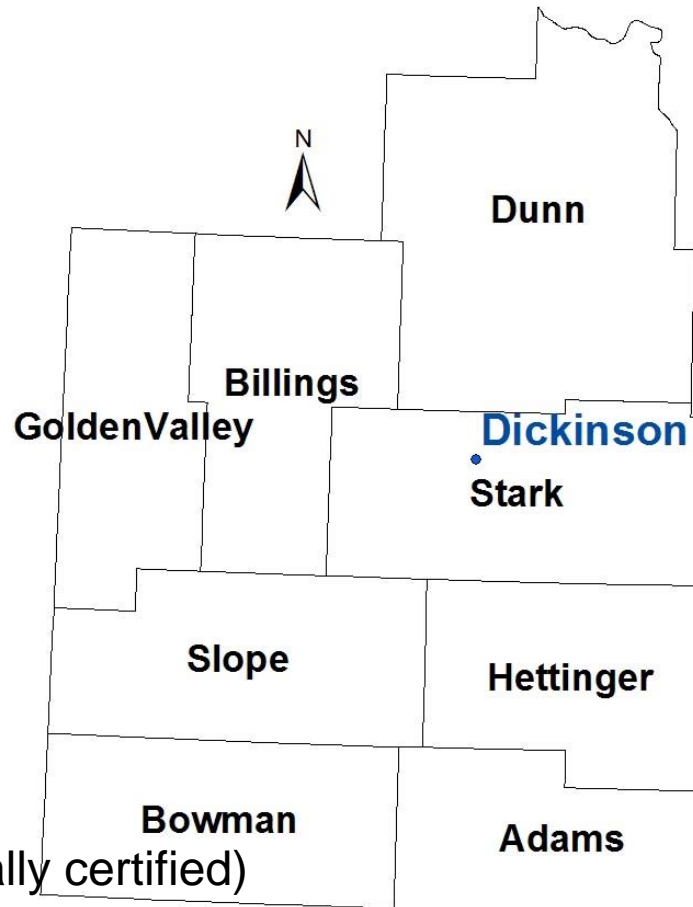
- Unmet Needs
 - Before fixed route, all rides required advanced notice
 - Little or no service on outskirts of community
 - Rural areas have no service.



Region Eight Data

Demographics

Population 38,365
 Disabled 10,923
 Seniors 6838
 Low Income 4889



Partially Available

Voc. Reh. \$ 10,606
 JOBS/TANF: \$ 21,103
 WIA: \$ 1,197

Vehicles

Transit 13
 Taxi 2 (1 medically certified)
 Development disabilities 14
 Long term care 14

Dollars for Transportation

Federal: \$ 93,799
 State Aid: \$ 150,656
 Medicaid: \$ 32,092
 Title III B: \$ -0-
 Mill Levy \$ 57,842
 Fares: \$ 46,497
 Other: \$ 72,560
 Total.....\$ 453,446



Region Eight Focus Group

● Community Benefits

- The nursing home and Eldercare share buses
- Elder Care contracts with taxi for evening and weekend service
- Dickinson has a transportation board
- Working on plan to cooperate on school busing and public transit
- Southwest Transportation has contracts with local medical and Dickinson to pay half fares to their facilities.



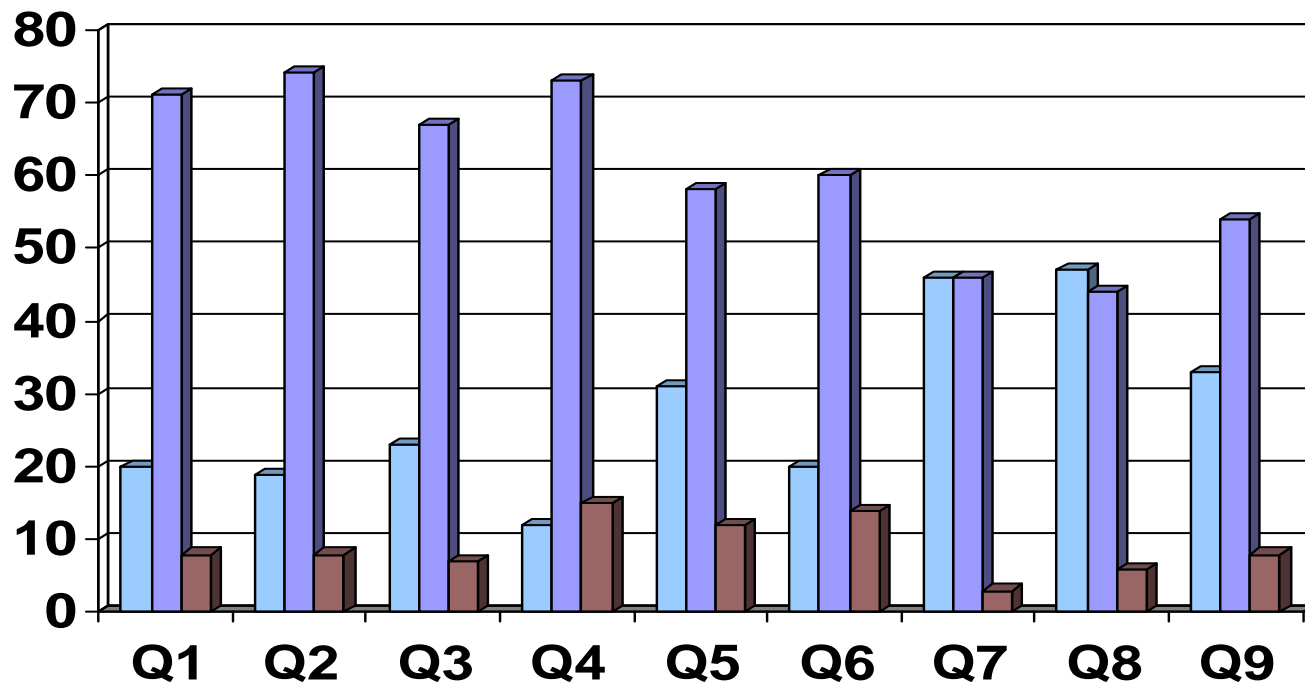
Region Eight Focus Group

- **Unmet needs**

- No busing of school kids in Dickinson
- Need busing to larger employment centers
- Rural residents have no service
- Golden Valley has great distances between pickup, and destinations
- no weekend service



Focus Group Survey Results



Needs to begin Needs additional attention Is in great shape



State Coordination Options

- ❖ Encourage greater coordination at local level
- ❖ Establish regional ride-matching program and brokerage via Internet-based information sharing
- ❖ Require that all state-funded transit providers be part of regional coordination organization for management and funding purposes.
- ❖ Establish and fund eight state coordinators, one in each region. Use separate approaches for the four urban and four rural regions
- ❖ Establish and fund 8 regional coordinators. Require involvement of all publicly supported transportation services. Make available to all nonpublic transit providers. Regional coordinators hired at regional level using state guidelines. Provide for a state level board.



Roles for Coordinators

- ❖ Apply for and administer all state grants
- ❖ Seek additional funding
- ❖ Broker rides between agencies and providers
- ❖ Promote efficient operations by:
 - ❖ Arranging joint training activities
 - ❖ Managing joint purchasing programs
 - ❖ Managing and/or providing joint maintenance programs
- ❖ Encourage participation of non-state-funded providers in coordinated service



Conclusion

- There are many potential sources for funds for transportation
- North Dakota has large number of buses and vans (schools, transit systems, nursing homes, developmental disabilities faculties, etc.) that provide transportation services
- Some rural areas have little or no service
- There is support for coordination in North Dakota



Transportation Coordination

Thank You

Gary Hegland

Small Urban & Rural Transit Center

410 IACC Bldg

PO Box 5074

Fargo, ND 58105

